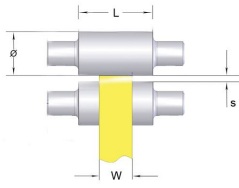
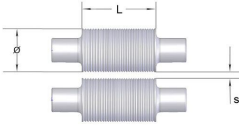


EXPERT WIRE FLAT

EWF236.160/180



	L	Ø	s	W
EWF236.180	180	100	25	60
EWF236.160	160	100	25	60



	L	Ø	s
EWF260.180	236	100	10.5-0.9 25
*EWF260.180	236	100	8-1.16 25

*Yumuşak geçişli kapılar
*Soft reductions

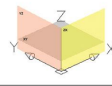


EXPERT WIRE FLAT

EWF 236.160

Merdane Özellikleri / General Characteristics					
Makine KOD. Machine KOD.	Merdane tipi / Roller type	Çap / Diameter(mm)	Genişlik / Width (mm)	Merdane Deviri / Rolling Speed (m/min)	Sertlik / Hardness (Hrc)
EWF260.160	Tel / Wire	100	236	0-11	63-64
	Düz / Plate	100	160		
Makine Haddeleme Özellikleri / Characteristics Of Rolling					
Makine KOD. Machine KOD.	Tel / Wire		Kanal Adet / Groove Pcs		
	Maks. Ve Min kanal / Max. and Min. Groove (mm)				
EWF260.160	10.5 0.9		35		
*EWF260.160	8 1.16		35		

Makine Boyutları / Machine Dimensions				
Makine KOD. Machine KOD.	X (cm)	Y (cm)	Z (cm)	Ağırlık / Weight (kg)
EWF260.160	120	45	140	750



Motor Gücü / Electrical Power (kW)	4
Gerilim / Voltage (V)	380